



# Little Hamlets – Wadesmill Plus



-  Option A - Light Blue/Yellow
-  Option B - Purple/Yellow (Shown)
-  Option C - Green

## A toddler modular tower system comprising of:

- Square Tower (0.9m)
- Square Tower (1.25m)
- Angled Tower (0.9m)
- Angled Tower (1.25m)
- Triangular Lookout Tower (1.25m)
- Slide (1.25m)
- Ladder (0.9m)
- Ramp Climber (0.9m)
- Scramble Net (1.25m)
- Animal Home Trail Play Panel
- Arched Net Climber (1.25m)
- Curved Bridge
- Inclined Net Traverse
- Curved Net Traverse
- Spinning Bowl
- Playhouse
- Finger Maze Play Panel
- Adding Wheel Play Panel
- Bubble Play Panel
- Musical Play Panel

## Code – LTH/WDM/\*1

<b>Age</b>	2-5 years
<b>Materials</b>	Laminated Timber Compact Grade Laminate (CGL) Galvanised or Painted Mild Steel Nylon Steel Cored Rope LLDPE Slide Stainless Steel Various Plastic Mouldings

## Technical Information

### Equipment Dimensions

Length / Width / Height **8.4m x 5.1m x 2.6m**

### Surfacing and Area Required

Recommended Minimum Space L/W/H **12.5m x 8.4m x 3.9m**

Max Gradient of Ground **1 in 50**

Free Height of Fall **1.25m**

Impact Area **58.96m<sup>2</sup>**

Synthetic Area (i.e. EPDM / Wet Pour / Synthetic Grass etc.) **57.78m<sup>2</sup>**

Loosefill at 250mm (i.e. Bark / Cushionfall / Sand) **18m<sup>3</sup>**

GrassLok Tiles **78m<sup>2</sup>**

### Installation Information

Steel Ground Fixed

Surface Fixed (if different)

Installation Time **2 Person(s) 18 Hour(s)**

Overall Weight **693kg**

Heaviest Part **28kg**

Largest Part **2.4m x 0.5m x 0.5m**


Longest Part **2.4m**

Concrete Required **1.5m<sup>3</sup>**

Certified to EN 1176

[Click here for more information & downloads](#)





- Recommended Minimum Space
- Impact Area
- Free Space
- Unit Spacing Boundary

