


Mountain Tower Plus - Everest

Playdale
Playgrounds



-  Option A-
Dark Blue/Yellow
(Shown)
-  Option B-
Purple/Lime Green
-  Option C-
Green

Code – MTN/EVE/*1

Age
5-12 years
Materials
Laminated Timber
Compact Grade Laminate (CGL)
Galvanised or Painted Mild Steel
Nylon Steel Cored Rope
LLDPE Slide
Sawn Timber
Various Plastic Mouldings

A junior tower system comprising of:

- 4 Floor Hexagonal Tower
- Square Tower (1.5m)
- Square Tower (1.9m)
- Tube Slide (3.3m)
- Spiral Slide (5.1m)
- Inverted Climber (1.5m)
- Climbing Wall (1.9m)
- Rope Ramp (1.5m)
- Twisted Scramble Net (1.9m)
- Net Tunnel (1.5m)
- Sky Net
- Arched Tunnel
- Inclined Net Pit
- Bubble Panel

Technical Information

Equipment Dimensions

Length / Width / Height **10.6m x 7.0m x 10.1m**

Surfacing and Area Required

Recommended Minimum Space
L/W/H **14.6m x 10.8m x 11.3m**

Max Gradient of Ground **1 in 50**

Free Height of Fall **1.9m**

Impact Area **94.58m²**

Synthetic Area
(i.e. EPDM / Wet Pour / Synthetic Grass etc.) **92.48m²**

Loosefill at 250mm
(i.e. Bark / Cushionfall / Sand) **33m³**

GrassLok Tiles **120m²**

Installation Information

Steel Ground Fixed

Surface Fixed
(if different)

Installation Time **4 Person(s) 72 Hour(s)**

Overall Weight **3259kg**

Heaviest Part **66kg**

Largest Part **2.6m x 2.1m x 1.7m**

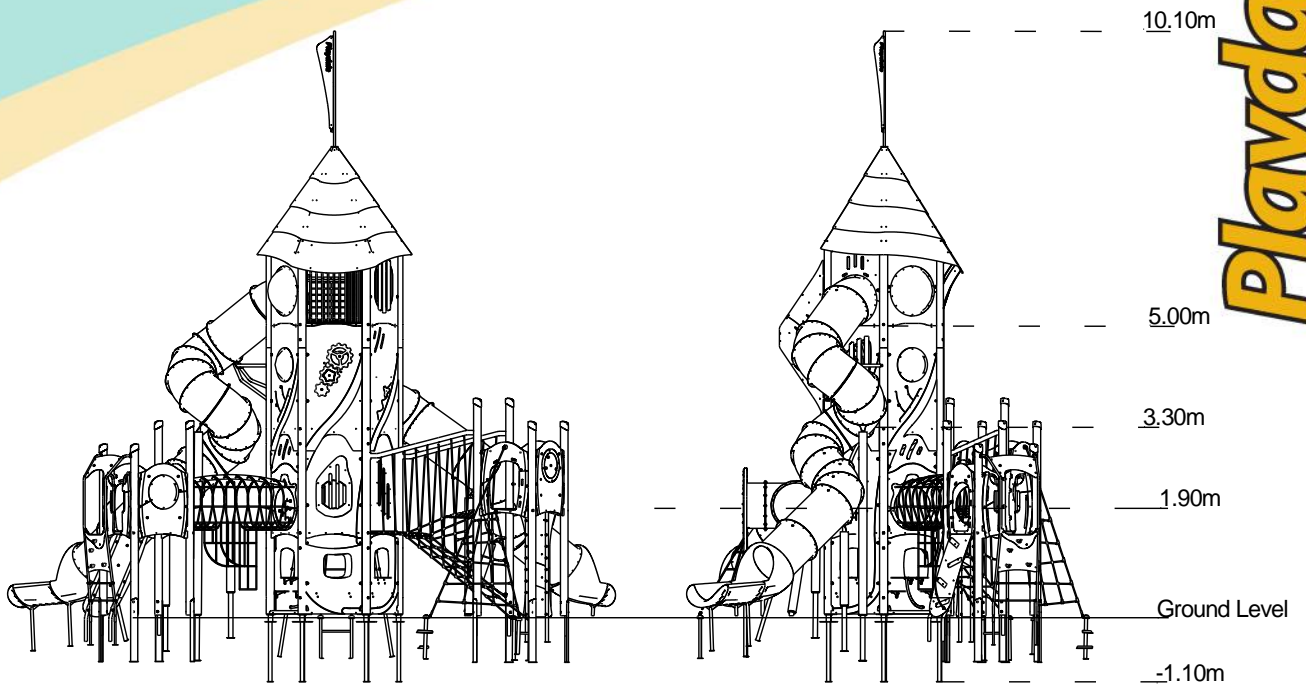
Longest Part **4.6m**

Concrete Required **2.2m³**

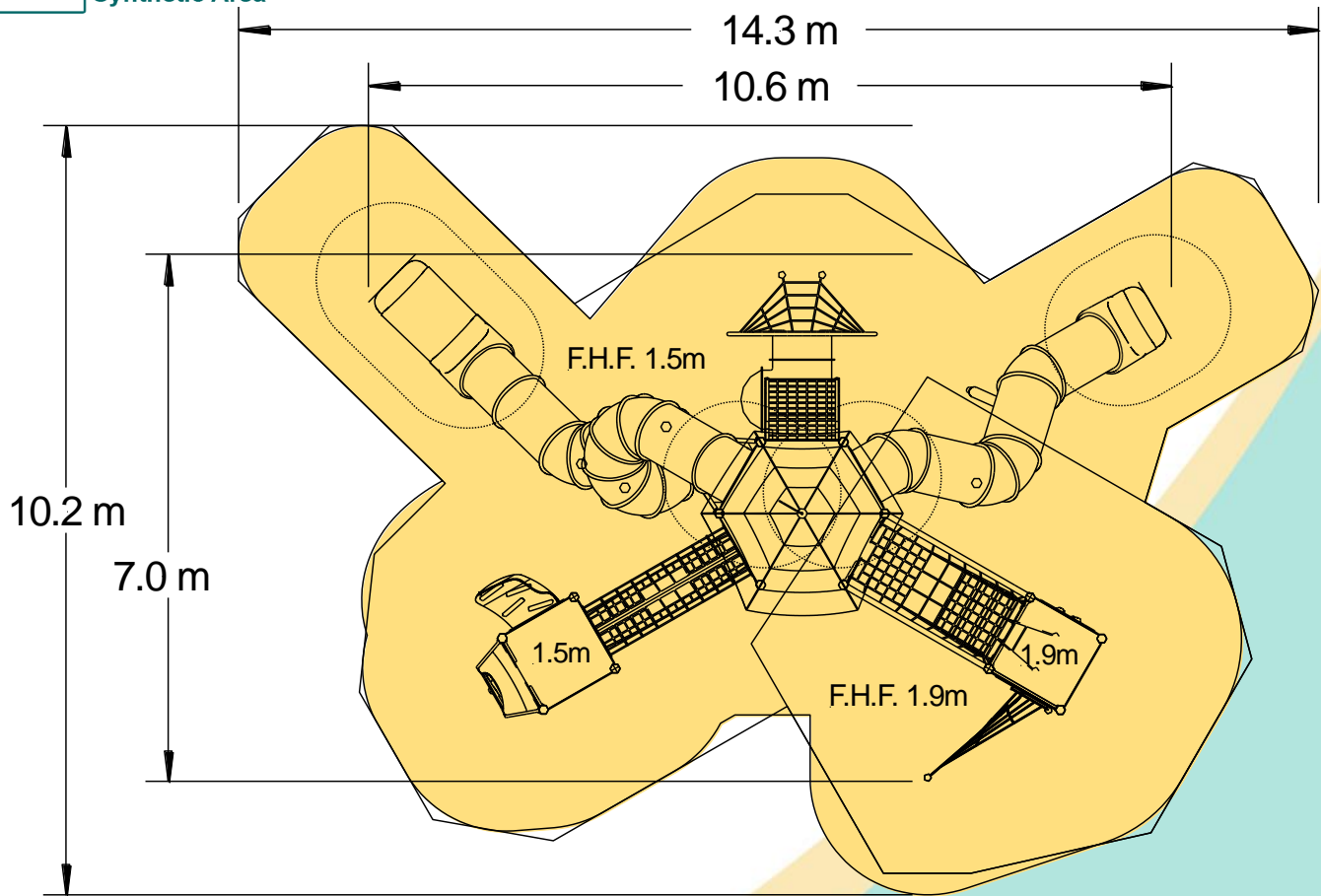
Certified to EN 1176

[Click here for more information & downloads](#)





-  Impact Area
-  Free Space
-  Synthetic Area



[Click here for more information & downloads](#)

