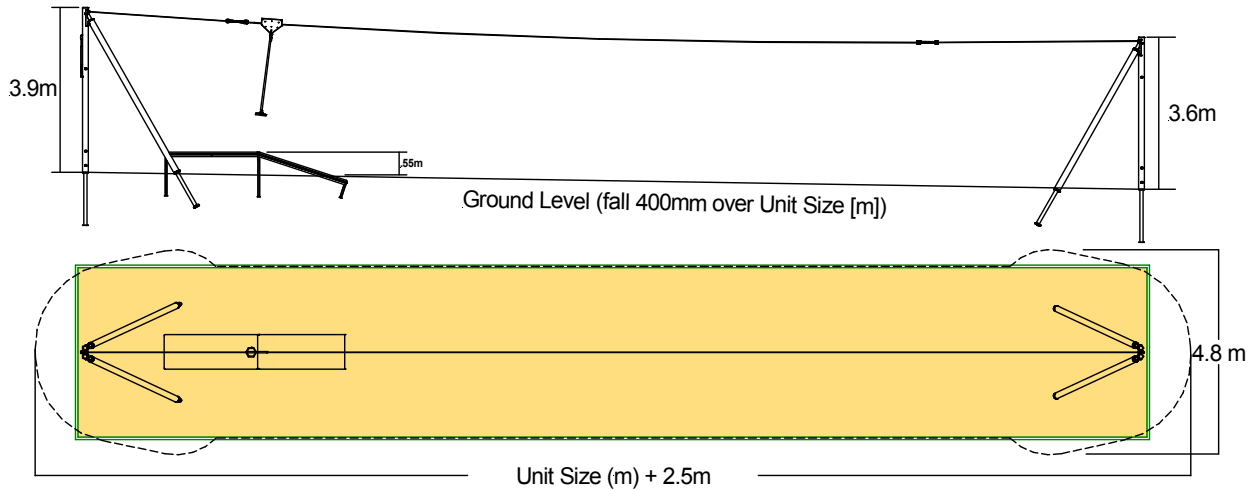
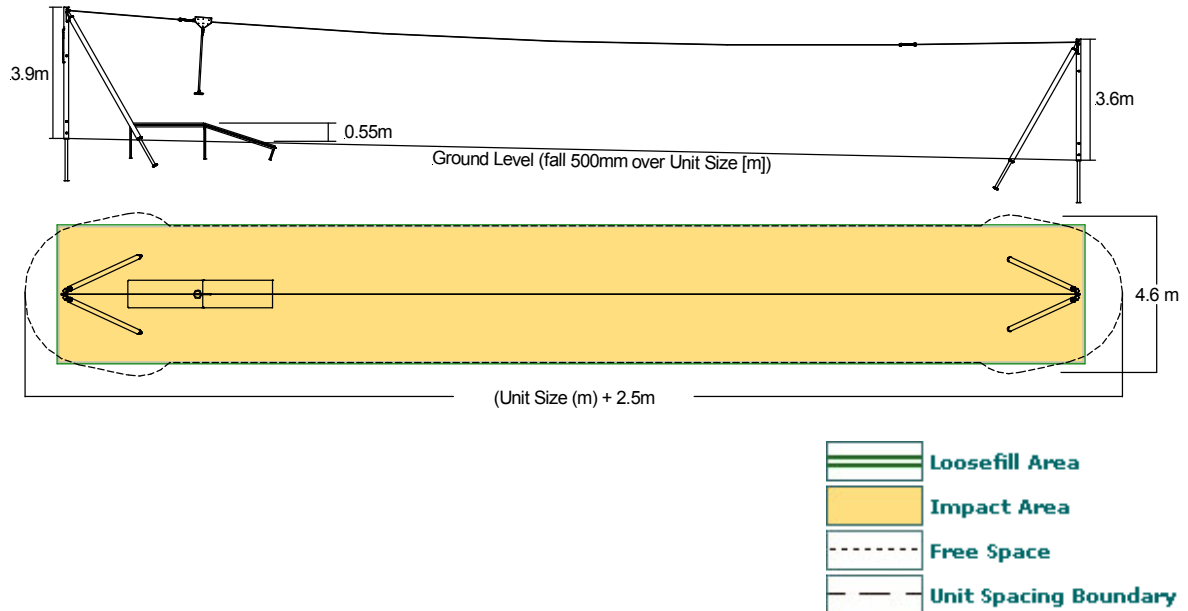


# Timber Aerial Runway (23m - 25m)



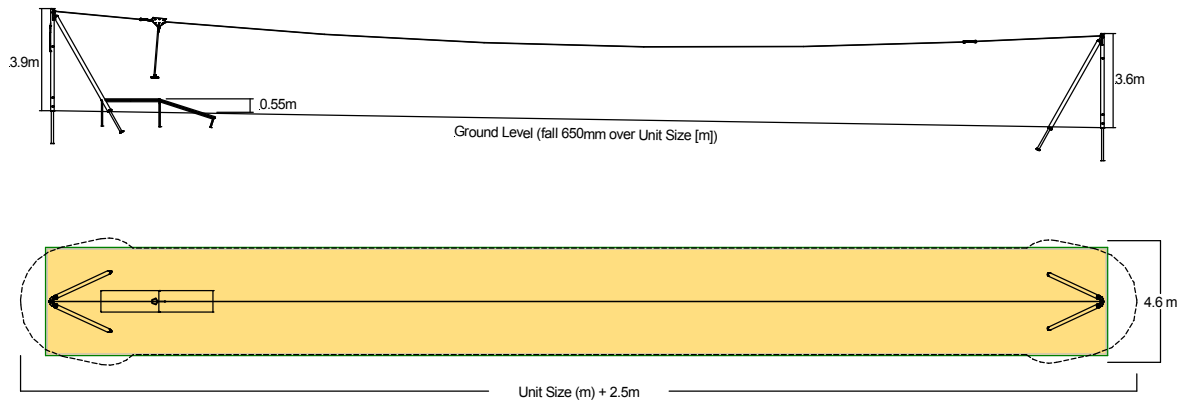
<b>Technical Information</b>			
Unit Size	23m	24m	25m
<b>Equipment Dimensions</b>			
Length / Width / Height	23m x 2.4m x 3.9m	24m x 2.4m x 3.9m	25m x 2.4m x 3.9m
<b>Surfacing and Area Required</b>			
Minimum Space Required L/W/H	25.5m x 4.6m x 5.4m	26.5m x 4.6m x 5.4m	27.5m x 4.6m x 5.4m
Required Gradient of Ground	Fall 400mm +/- 200 over Unit Size (m)		
Free Height of Fall	1.5m		
Impact Area	n/a		
Loosefill (Bark / Cushionfall / Sand) at 250mm	24m <sup>3</sup>	25m <sup>3</sup>	26m <sup>3</sup>
Grasslok Tiles	95m <sup>2</sup>	99m <sup>2</sup>	104m <sup>2</sup>
<b>Installation Information</b>			
Overall Weight	677kg	677kg	678kg
Heaviest Part	77kg		
Largest Part	2.2m x 0.8m x 0.1m		
Longest Part	3.9m		
Concrete Required	3.5m <sup>3</sup>		
<b>KITEMARKED TO BS EN 1176</b>			

# Timber Aerial Runway (26m - 30m)



<b>Technical Information</b>					
<b>Unit Size</b>	<b>26m</b>	<b>27m</b>	<b>28m</b>	<b>29m</b>	<b>30m</b>
<b>Equipment Dimensions</b>					
Length / Width / Height	26m x 2.4m x 3.9m	27m x 2.4m x 3.9m	28m x 2.4m x 3.9m	29m x 2.4m x 3.9m	30m x 2.4m x 3.9m
<b>Surfacing and Area Required</b>					
Minimum Space Required L/W/H	28.5m x 4.6m x 5.4m	29.5 m x 4.6m x 5.4m	30.5m x 4.6m x 5.4m	31.5m x 4.6m x 5.4m	32.5m x 4.6m x 5.4m
Required Gradient of Ground	Fall 500mm +/- 200 over Unit Size (m)				
Free Height of Fall	1.5m				
Impact Area	n/a				
Loosefill (Bark / Cushionfall / Sand) at 250mm	27m <sup>3</sup>	28m <sup>3</sup>	29m <sup>3</sup>	30m <sup>3</sup>	31m <sup>3</sup>
Grasslok Tiles	108m <sup>2</sup>	113m <sup>2</sup>	117m <sup>2</sup>	122m <sup>2</sup>	126m <sup>2</sup>
<b>Installation Information</b>					
Overall Weight	679kg	679kg	680kg	680kg	681kg
Heaviest Part	77kg				
Largest Part	2.2m x 0.8m x 0.1m				
Longest Part	3.9m				
Concrete Required	3.5m <sup>3</sup>				
KITEMARKED TO BS EN 1176					

# Timber Aerial Runway (35m/40m)



<b>Technical Information</b>		
<b>Unit Size</b>	<b>35m</b>	<b>40m</b>
<b>Equipment Dimensions</b>		
Length / Width / Height	35m x 2.4m x 3.9m	40m x 2.4m x 3.9m
<b>Surfacing and Area Required</b>		
Minimum Space Required L/W/H	37.5m x 4.6m x 5.4m	42.5m x 4.6m x 5.4m
Required Gradient of Ground	Fall 650mm +/- 200 over Unit Size (m)	
Free Height of Fall	1.5m	
Impact Area	n/a	
Loosefill (Bark / Cushionfall / Sand) at 250mm	36m <sup>3</sup>	41m <sup>3</sup>
Grasslok Tiles	144m <sup>2</sup>	167m <sup>2</sup>
<b>Installation Information</b>		
Overall Weight	683kg	687kg
Heaviest Part	77kg	
Largest Part	2.2m x 0.8m x 0.1m	
Longest Part	3.9m	
Concrete Required	3.5m <sup>3</sup>	
KITEMARKED TO BS EN 1176		